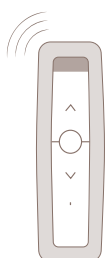


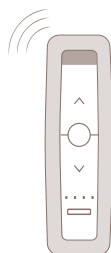
# ROLLER SHADE CONTROL OPTIONS RESOURCE

## THINGS TO KNOW

### HANDHELD REMOTE



Single Channel  
RTS Remote



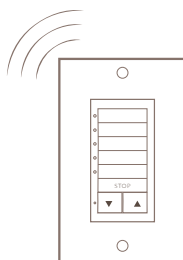
Five Channel  
RTS Remote

This handheld remote comes with a wall mounting knob although is best used for public areas where hotel staff can secure controls behind the desk.

### WIRELESS WALL SWITCH



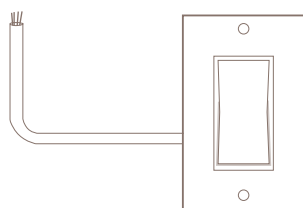
Single Channel  
RTS Wall Switch



Five Channel  
RTS Wall Switch

This battery operated control needs a cutout in the wall as it can not be surface mounted, but no additional wires or connections are required.

### HARDWIRED SWITCH



Paddle  
Switch

This switch interfaces with the motor via direct low voltage wiring. Requires a wall cutout.



# QUILTcraft